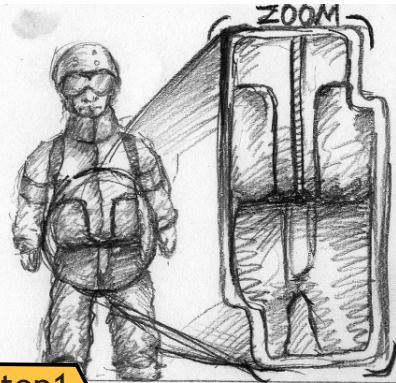


How to Ride a Snowboard



Step1

A young man fades-in.
The man wears snow clothing.
And zoom in the snow clothing, glance over top and bottom of the jacket and the pant .



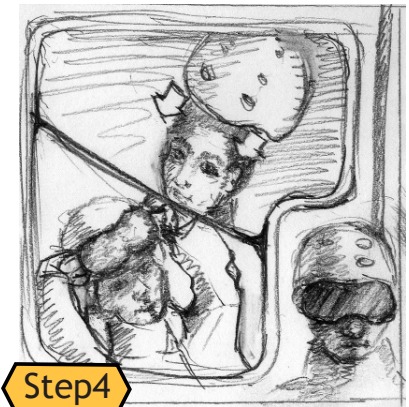
Step2

A young man fades-in.
The man wears boots at cahir.
And zoom in the boots.



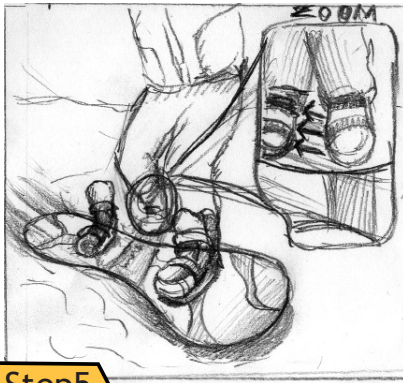
Step3

The young man fades-in.
Zoom in the man's right hand.
The man wears gloves.




Step4

The young man fades-in.
Zoom in the man's face and head.
The man wears helmet and goggles.



Step5

The young man fades-in.
The man bends the upper body.
Zoom in the lower part of the body.
And place the front foot in the snowboard binding.



Step6

The young man appears from the left line of box.
Zoom-in the back foot.
The back foot push off the snow.



Step7


The young man appears from the right line of box and turn down the toes of the leading foot to begin sliding. And the time watch appears from at the bottom line of box and shows 15minutes.

How to Ride a Snowboard



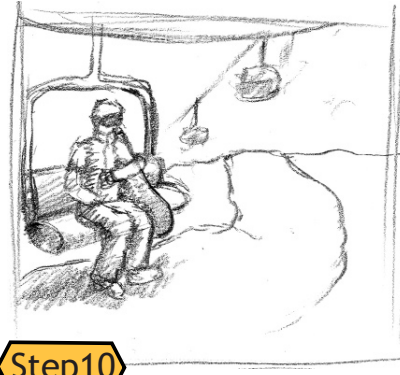
Step 8

The young man appears from the right line of box and take the snowboard.
The beginner chairlift appears from the left line of box and the man get on the beginner chairlift.
The beginner chairlift fades out to the top right line of box.



Step 9

The beginner chairlift appears from the left bottom line of box and go to the top of the beginner slope.
The beginner chairlift fades out to the right top line of box.



Step 10

The beginner chairlift appears from the left bottom line of box and zoom-in the young man.
The man gets off from the lift slowly to flat area.



Step 11

The man bends the upper body.
Zoom in the lower part of the body.
And place the front foot and back foot in the snowboard binding.



Step 12

The young man stands up.
And just little bit sliding down to start point of the slope. The man's smiling face fades-in the left corner and fades-out the right corner. And the text of "START" appears from the top line of box.



Step 13

The young man stands by the start point.
Zoom-out the man slightly.
Slide back and forth across the hill slowly.
Press down the toes of the leading foot to begin sliding.
Then, pull back the same toes to stop.
The young man keep going and enjoying the snowboarding.